




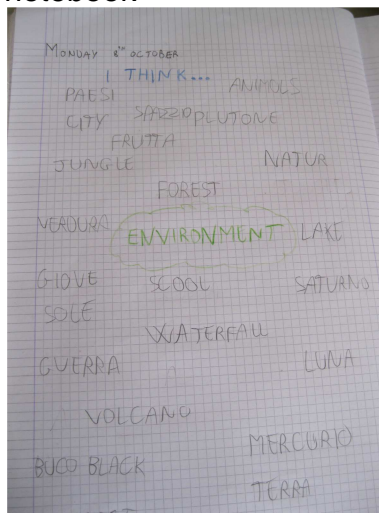
<p>PANEL DISCUSSION</p> <p>WHAT DOES THE WORD “ENVIRONMENT” MAKES YOU THINK OF?</p>	
<p>Content aims</p>	<ul style="list-style-type: none"> - Rising interest towards the topic - Activating prior-knowledge related to the topic - Create expectations about the topic - Collect, organise data and show them to other students
<p>Language aims</p>	<ul style="list-style-type: none"> - Focusing on the topic and its language - Revising and introducing new lexis - Practice “I think of...We think of... What do you think? I like your idea ...Me too”
<p>Strategies</p>	<p>Graffiti Think-pair-share Placemat</p>
<p>Group age: 6/7/8</p> 	<p>Graffiti: Students draw or write words (graffiti) to illustrate what they think when they hear the word “environment”. They make a class poster classifying their ideas and pictures in group and present the work to the other classes.</p> 

Group age 8-9



Think-pair –share


1. **Think:** Students think about what the word “Environment” makes them think of and draw pictures or write words individually on their notebook



2. **Pair:** Students work in pairs and tell the partners what they think “I think of....Me too...I like your idea...”



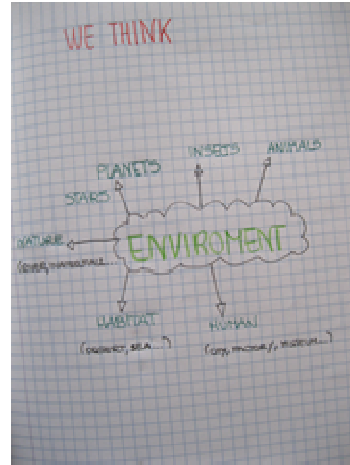
3. **Share:** Students take turns telling the group what they learned from their partners and the ideas are collected and organised in a map






Student with learning problems

- Students copy the final map on their copybook and insert the data in the graph in the twinspace. Class 4 added "Ecology" to the map.



Group age 9-11

Placemat: students brainstorm ideas individually on the placemat, share them and choose the most relevant. Then use the words to create crosswords



Cooperative activities with the partners

Students share the results of the surveys in the twinspace, collect data from the partners and show them in final graphs.

The most voted topics will then developed during the project activities