

# What do you know about the mole?



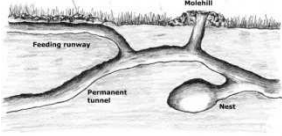













1. Individually, sort the statements below in **TRUE** and **FALSE!**

2. Check with your group and then with the fact-file the teacher will give you.

3. Finally, choose:

- glue the statements into two groups (True/False) on your exercise book
- glue the False statements only and write True sentences to the right of them
- make a picture concept map with the correct information



<p>1. A mole can see well.</p> 	<p>2. It hibernates.</p> 	<p>3. A mole digs tunnels.</p> 
<p>4. It eats</p>  <p>It's a carnivore.</p> 	<p>5. A mole has got black and brown fur.</p> 	<p>6. A mole lives in a town.</p> 
<p>7. A mole lives in gardens.</p> 	<p>8. A mole can only see dark and light.</p> 	<p>9. It works day and night.</p> 
<p>10 It only works at night.</p> 	<p>11. A mole has got strong claws.</p> 	<p>12. A mole is a herbivore. It eats grass.</p> 
<p>13. A mole lives in a group.</p> 	<p>14. A mole lives alone.</p> 	<p>15. Life-span: A mole lives for 9 years.</p> 

Check your hypothesis by reading the MOLE ID

If any information is missing, surf the web!

**Body:**

A mole has got **black and brown fur**.

It can only see **dark and light**.

It has got **strong claws**.

Size: **15cm**

**Habitat:**



A mole lives in **gardens, pastures and woodlands**.

It **digs** tunnels. A mole lives **underground**.

It likes **dark and cold** spaces.

**Food:**



It's a *carnivore*.



It eats earthworms, insects, slugs and larvae.

**Other:**

It lives **alone**. It works **day and night**. It's a mammal.

Moles **don't hibernate**.

*Now you can play the **Mole Game***

***Read the Instructions***

- 2 – 4 players
- Cards from the worksheet „True and False“.
- Roll the dice.




- Draw a card.

Can you answer the question?

**Yes:** Move **forward** 2 steps.

**No:** Move **back** 2 steps.

- Winner: First player who gets to the “END”.



**Start**

**The End**



# How to use the MOLE game (for the teacher)

Age group: 9-11

**Step 1:** Use worksheet with true and false statements.

**Step 2:** The children work with True and false statements following instructions on the handout and checking hypothesis with the "Mole ID"

**Step 4:** Copy the board game from A4 to A3 format. Use the cards from the first worksheet (true and false statements). The instruction card about how to play the game can be handed out to the children. The kids can also invent their own rules. As soon as the children get on a mole they have to draw a card and tell if the statements are True or False.. The moles on the board game have red and blue frames. My children asked for it as some invented a rule that stepping on a red frame means you have to go back to the beginning.

The children come up with great ideas. Just give them the minimum rules (see instruction card).

**You need:** Figures for every child and one dice per board game and True and False cards (one set per game).

**Important:** The children need to know the vocabulary about - food, habitat, home, body – otherwise they won't be able to do the true and false statements. The pictures will help the kids to understand the sentences.

You need about 2-3 lessons to do everything. If you are short of time you can do the true and false statements and offer the board game with other things while doing learning centers.